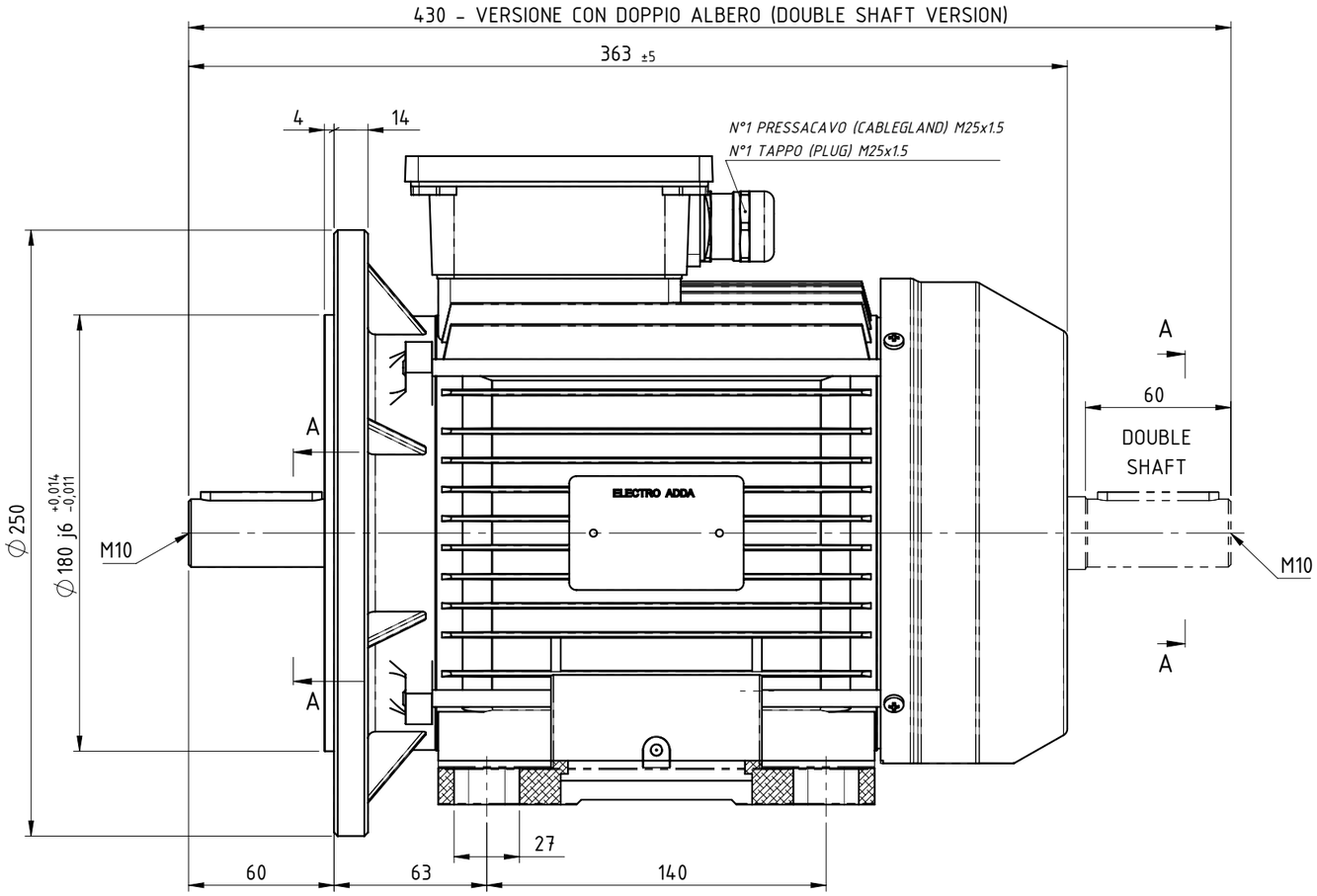

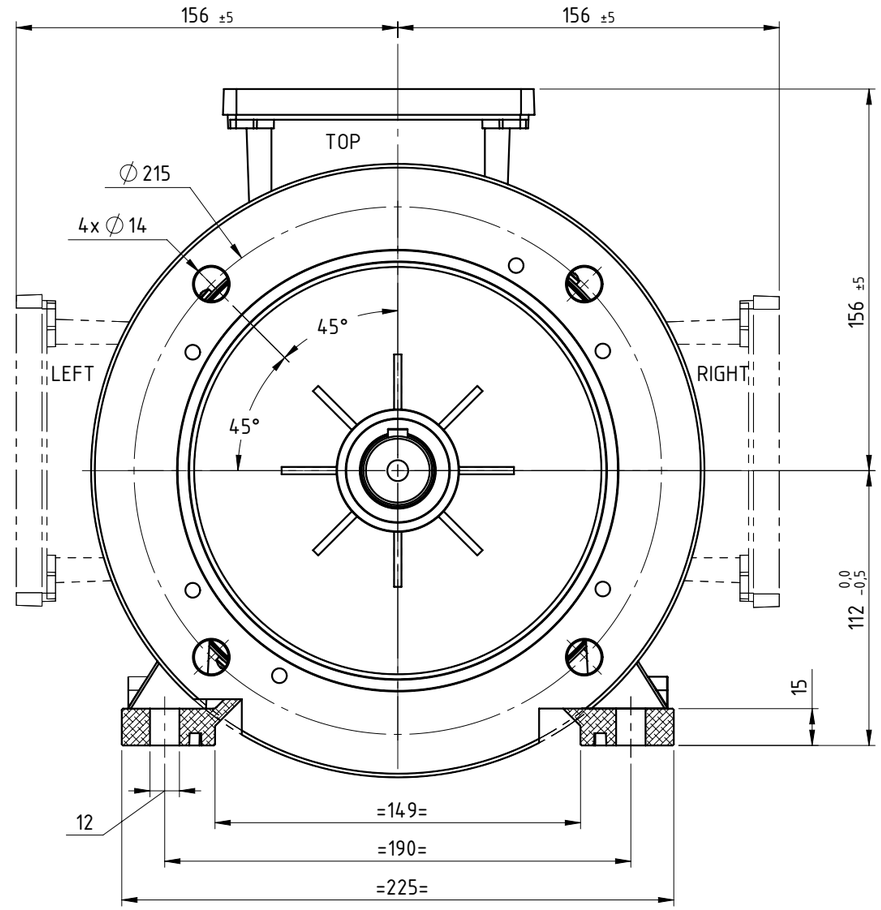

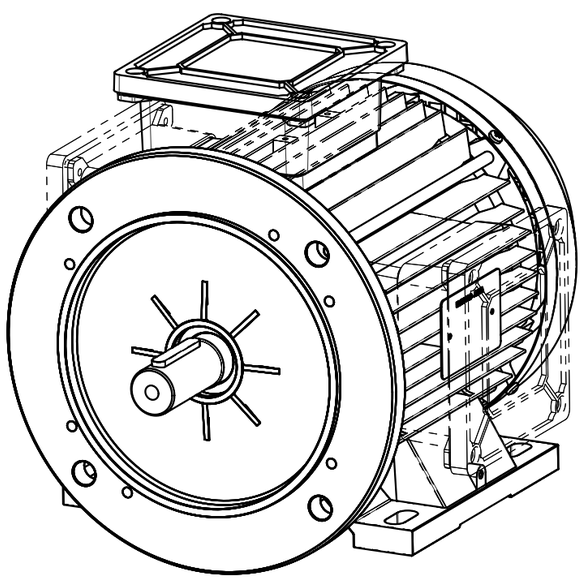

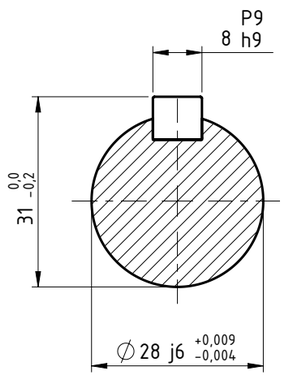

SEZIONE A-A
SECTION A-A
SCALA 1 : 1
SCALE 1 : 1

REMARK:
- TERMINAL BOX CAN BE ROTATED ON ITSELF BY 90°-180°-270° RESPECT TO THE POSITION INDICATED AT DRAWING

NOTA:
- LA COPRIMORSETTIERA PUO' ESSERE RUOTATA SU SE STESSA DI 90°-180°-270° RISPETTO ALLA POSIZIONE INDICATA

Le informazioni contenute in questo disegno sono confidenziali. Tutti i diritti sono riservati. Non è possibile divulgare, riprodurre, archiviare o trasmettere questo documento o parte dello stesso a terzi in qualsiasi forma senza il preventivo consenso scritto del proprietario ELECTRO ADDA.
The informations in this drawing are confidential.All rights reserved. Neither the whole nor any part of this document may be disclosed to any third part or reproduced, stored or trasnmitted in any form without the prior written consent of the copyright owner ELECTRO ADDA

ELECTRO ADDA
Electro Adda S.p.A.
www.electroadda.com - info@electroadda.com

CLIENTE/CLIENT	-
TIPO/TYPE	FCAP 112MT - B3 B5 - IC411
	2/4/6/8 POLI (POLES)
	DISEGNO DI INGOMBRO (OVERAL DIM. DRW)

Tolleranze generiche per lavorazioni meccaniche secondo UNI 22768/1-mK
Mechanical Tolerances according to UNI 22768/1-mK

Materiale *Material*	-			Massa (Kg) *Mass (Kg)*	-	Foglio *Format sheet*	1-1	A3	
Scala *Scale*	1:2.5	Data *Date*	18/09/2024	Emesso da *Emitted by*	MA	Controllato da *Checked by*	GLS	Approvato da *Approved by*	GLS
		Rif. *Ref.*	-	DIS.N° DRW N°	A40832W	REV. REV.	00		

297mm×420mm

E:\EA3D\MODELLI SOLIDI\MOTORI SERIE C\CONFIGURATORE\112 M-T\B3 B5\